


## Accel&Qvar Click



PID: MIKROE-6025

**Accel&Qvar Click** is a compact add-on board for capturing precise acceleration measurements and detecting electric charge variations. This board features the [LIS2DUXS12](#), an ultralow-power accelerometer from [STMicroelectronics](#). Besides low power consumption, it also includes Qvar technology, artificial intelligence, and an anti-aliasing filter. This digital, 3-axis accelerometer has adjustable full scales ( $\pm 2g$  to  $\pm 16g$ ), output data rates (1.6Hz to 800Hz), and multiple operating modes to serve various applications. Its unique Qvar sensor enhances user interaction through touch, press, and swipe detection. Ideally suited for wearable technology, portable healthcare devices, and motion-activated user interfaces, the Accel&Qvar Click offers unparalleled precision and flexibility for developers looking to innovate in smart devices and IoT applications.

Accel&Qvar Click is fully compatible with the mikroBUS™ socket and can be used on any host system supporting the [mikroBUS™](#) standard. It comes with the [mikroSDK](#) open-source libraries, offering unparalleled flexibility for evaluation and customization. What sets this [Click board™](#) apart is the groundbreaking [ClickID](#) feature, enabling your host system to seamlessly and automatically detect and identify this add-on board.

### How does it work?

Accel&Qvar Click is based on the LIS2DUXS12, an ultralow-power accelerometer from STMicroelectronics, which is notable for its integration of Qvar technology, artificial intelligence, and an anti-aliasing filter. This component stands out due to its design, which minimizes power consumption while incorporating advanced functionalities. Embedded within the LIS2DUXS12 is a digital, 3-axis accelerometer that merges MEMS and ASIC technologies to feature an array of capabilities, including an always-on anti-aliasing filter, a finite state machine (FSM), and a

Mikroe produces entire development toolchains for all major microcontroller architectures.

Committed to excellency, we are dedicated to helping engineers bring the project development up to speed and achieve outstanding results.




ISO 27001: 2013 certification of informational security management system.  
 ISO 14001: 2015 certification of environmental management system.  
 OHSAS 18001: 2008 certification of occupational health and safety management system.



ISO 9001: 2015 certification of quality management system (QMS).

machine learning core (MLC) equipped with adaptive self-configuration (ASC). Additionally, it houses an analog hub alongside a Qvar sensing channel. Including the FSM and MLC with ASC equips the LIS2DUXS12 with superior edge processing capabilities. Meanwhile, the analog hub and Qvar sensing channel pave the way for unparalleled system optimization.



The LIS2DUXS12 offers adjustable full scales of  $\pm 2g$ ,  $\pm 4g$ ,  $\pm 8g$ , and  $\pm 16g$  and can accurately measure accelerations with output data rates (ODR) ranging from 1.6Hz to 800Hz. Its built-in engine handles motion and acceleration detections, such as free-fall, wake-up events, and multiple tap recognitions, alongside activity/inactivity monitoring and orientation detection. Operating modes of the LIS2DUXS12 include high-performance, low-power, ultralow-power, and one-shot, ensuring versatility across different applications. Notably, its low-power mode engages a robust anti-aliasing filter, maintaining low energy consumption. These features make it ideal for various applications, including wearable technology, portable healthcare devices, and motion-activated user interfaces.

As mentioned, the LIS2DUXS12 embeds a Qvar sensor that detects electric charge variations in the proximity of the external electrodes connected to the device, in this case, two sets of pads. The upper pair can be used as a radar and is disabled by default. You can enable it by soldering two unpopulated R8 and R15 0 Ohm resistors. Two arrow-like pads are parts of a sensitive touch interface able to detect touch, press, or swipe. Two 3-pin headers allow you to attach external electrodes on the sensor's Q1 and Q2 Qvar channels. These electrodes can be used for all the mentioned Qvar functionalities.

This Click board™ can communicate with the host MCU by selecting one between the I2C, and SPI interfaces over the COMM SEL jumper, where the I2C is selected by default. All four jumpers must be set into the appropriate position for this Click board™ to work properly. The standard 2-Wire I2C interface supports Fast mode (400kHz) and Fast mode plus (1MHz) clock frequencies. The I2C address can be selected over the ADDR SEL jumper, where 0 is set by default. If your choice is the SPI, this Click board™ supports both 3- and 4-Wire SPI serial interfaces with clock frequencies up to 10MHz.

The device may be configured to generate interrupt signals from an independent inertial wake-up/free-fall event or from the device's position. The thresholds and timing of this interrupt generator are programmable by the end user in runtime. Automatic programmable sleep-to-wake-up and return-to-sleep functions are also available for enhanced power saving. The device interrupts signal can behave as free-fall (3-axis under-threshold recognition), wake-up (axis recognition), wake-to-sleep (change of state recognition active-sleep also known as

Mikroe produces entire development toolchains for all major microcontroller architectures.

Committed to excellency, we are dedicated to helping engineers bring the project development up to speed and achieve outstanding results.



ISO 27001: 2013 certification of informational security management system.  
 ISO 14001: 2015 certification of environmental management system.  
 OHSAS 18001: 2008 certification of occupational health and safety management system.



ISO 9001: 2015 certification of quality management system (QMS).

activity-inactivity), 6D and 4D orientation detection (change of position recognition), Tap-tap: single, double, triple axis and sign recognition. To use this feature on IT1 and IT2 pins, populate R18 and R19 resistors, which are unpopulated by default.


This Click board™ can be operated only with a 3.3V logic voltage level. The board must perform appropriate logic voltage level conversion before using MCUs with different logic levels. Also, it comes equipped with a library containing functions and an example code that can be used as a reference for further development.

## Specifications

Type	Capacitive, Motion
Applications	Ideal for wearable technology, portable healthcare devices, and motion-activated user interfaces
On-board modules	LIS2DUXS12 - 3-axis accelerometer from STMicroelectronics
Key Features	Ultralow-power consumption, Qvar, AI, anti-aliasing filter for advanced functionality, adjustable measurement range, ODR up to 800Hz, high performance, several operating modes, enhanced user interaction through touch, press, and swipe detection, selectable interface, interrupt, and more
Interface	I2C, SPI
Feature	ClickID
Compatibility	mikroBUS™
Click board size	L (57.15 x 25.4 mm)
Input Voltage	3.3V

## Pinout diagram

This table shows how the pinout on Accel&Qvar Click corresponds to the pinout on the mikroBUS™ socket (the latter shown in the two middle columns).

Notes	Pin					Pin	Notes
Interrupt 1	<b>IT1</b>	1	AN	PWM	16	NC	
ID SEL	<b>RST</b>	2	RST	INT	15	<b>IT2</b>	Interrupt 2
SPI Select / ID COMM	<b>CS</b>	3	CS	RX	14	NC	
SPI Clock	<b>SCK</b>	4	SCK	TX	13	NC	
SPI Data OUT	<b>SDO</b>	5	MISO	SCL	12	<b>SCL</b>	I2C Clock
SPI Data IN	<b>SDI</b>	6	MOSI	SDA	11	<b>SDA</b>	I2C Data
Power Supply	<b>3.3V</b>	7	3.3V	5V	10	NC	
Ground	<b>GND</b>	8	GND	GND	9	<b>GND</b>	Ground

## Onboard settings and indicators

Mikroe produces entire development toolchains for all major microcontroller architectures.

Committed to excellency, we are dedicated to helping engineers bring the project development up to speed and achieve outstanding results.



ISO 27001: 2013 certification of informational security management system.  
 ISO 14001: 2015 certification of environmental management system.  
 OHSAS 18001: 2008 certification of occupational health and safety management system.



ISO 9001: 2015 certification of quality management system (QMS).

Label	Name	Default	Description
LD1	PWR	-	Power LED Indicator
JP4-JP7	COMM SEL	Right	Communication Interface Selection SPI/I2C: Left position SPI, Right position I2C
JP8	ADDR SEL	Right	I2C Address Selection 1/0: Left position 1, Right position 0

## Accel&Qvar Click electrical specifications

Description	Min	Typ	Max	Unit
Supply Voltage	3.3	-	5	V
Measurement Range	±2	-	±16	g
Sensitivity	0.061	-	0.488	mg/digit

## Software Support

We provide a library for the AccelQvar Click as well as a demo application (example), developed using MIKROE [compilers](#). The demo can run on all the main MIKROE [development boards](#).

Package can be downloaded/installed directly from NECTO Studio Package Manager(recommended), downloaded from our [LibStock™](#) or found on [Mikroe github account](#).

## Library Description

This library contains API for AccelQvar Click driver.

Key functions

- accelqvar\_get\_axes\_data This function reads the accelerometer sensor axes data.
- accelqvar\_get\_qvar\_data This function reads the Qvar electrostatic sensor data output.

## Example Description

This library contains API for the AccelQvar Click driver. The library initializes and defines the I2C and SPI drivers to write and read data from registers and the default configuration for reading the accelerator data and Qvar electrostatic sensor measurement.

The full application code, and ready to use projects can be installed directly from NECTO Studio Package Manager(recommended), downloaded from our [LibStock™](#) or found on [Mikroe github account](#).

Other Mikroe Libraries used in the example:

- MikroSDK.Board
- MikroSDK.Log
- Click.AccelQvar

Mikroe produces entire development toolchains for all major microcontroller architectures.

Committed to excellency, we are dedicated to helping engineers bring the project development up to speed and achieve outstanding results.



ISO 27001: 2013 certification of informational security management system.  
 ISO 14001: 2015 certification of environmental management system.  
 OHSAS 18001: 2008 certification of occupational health and safety management system.



ISO 9001: 2015 certification of quality management system (QMS).

## Additional notes and informations

Depending on the development board you are using, you may need [USB UART click](#), [USB UART 2 Click](#) or [RS232 Click](#) to connect to your PC, for development systems with no UART to USB interface available on the board. UART terminal is available in all MIKROE [compilers](#).

## mikroSDK

This Click board™ is supported with [mikroSDK](#) - MIKROE Software Development Kit. To ensure proper operation of mikroSDK compliant Click board™ demo applications, mikroSDK should be downloaded from the [LibStock](#) and installed for the compiler you are using.

For more information about mikroSDK, visit the [official page](#).

## Resources

[mikroBUS™](#)

[mikroSDK](#)

[Click board™ Catalog](#)

[Click boards™](#)

## Downloads

[Accel&Qvar click 2D and 3D files v101](#)

[Accel&Qvar click example on Libstock](#)

[LIS2DUXS12 datasheet](#)

[Accel&Qvar click schematic v101](#)

Mikroe produces entire development toolchains for all major microcontroller architectures.

Committed to excellency, we are dedicated to helping engineers bring the project development up to speed and achieve outstanding results.



ISO 27001: 2013 certification of informational security management system.  
ISO 14001: 2015 certification of environmental management system.  
OHSAS 18001: 2008 certification of occupational health and safety management system.



ISO 9001: 2015 certification of quality management system (QMS).