

Z-PACK 2mm Futurebus + Power Modules, Right Angle Receptacles

Board-to-Board Products

Right-Angle Receptacle Assemblies with Solder Leads and Compliant Press-Fit Leads

Material and Finish:

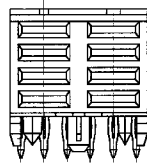
Housing — Liquid crystal polymer
Receptacle Contacts — Phosphor bronze, mating surface plating conforms to all testing specified for Telcordia Uncontrolled Environment, with entire contact underplated with 0.00127 min. nickel. See customer drawing for specific lead plating.

Technical Documents

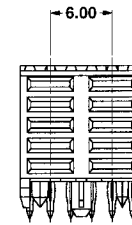
Product Specification
108-1441

Application Specification
114-1075

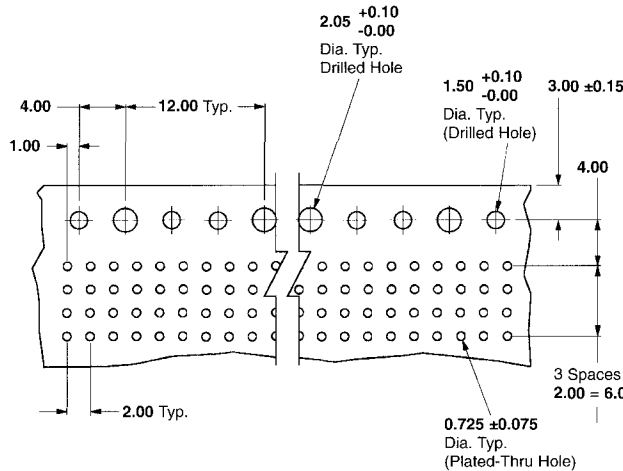
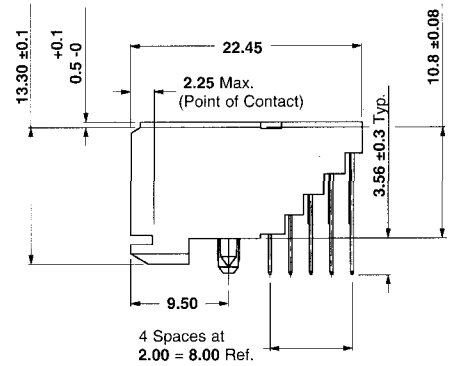
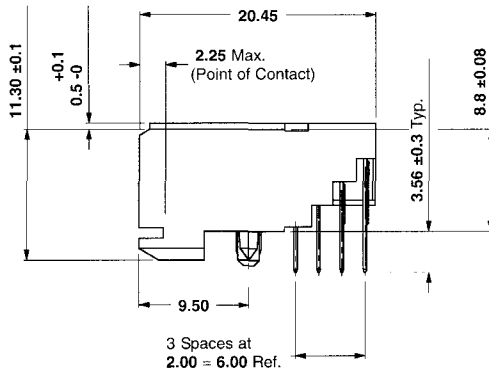
Instruction Sheets
408-6927



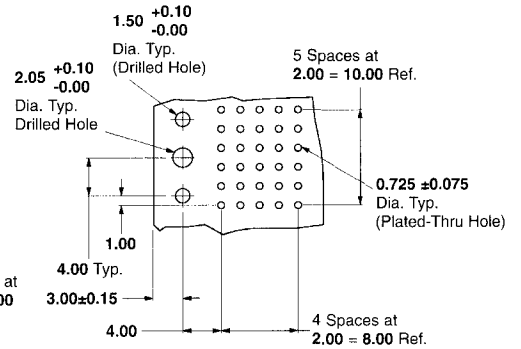
4 Row




5 Row



Recommended PC Board Hole Layout per IPC-D-300, Type II, Class C (Component Side)



Recommended PC Board Hole Layout per IPC-D-300, Type II, Class C (Component Side)



Number of Positions	Solder Tail Length 0.107 [2.73]	Part Numbers		
		0.139 [3.53]	Press-Fit 0.140 [3.56]	Seating Tool
8	536607-1	536613-1	536614-1	Industry Standard Flat Rock
10	223092-1	223093-1	536649-1	Industry Standard Flat Rock