
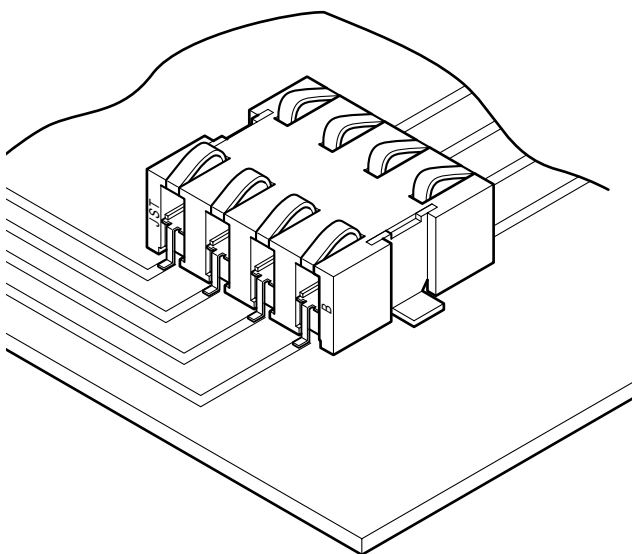


ICC CONNECTOR

8-circuit smart card connectors



The ICC connector is designed to be accommodated within IC card reading/writing devices. The market for IC cards is rapidly expanding and replacing magnetic cards. The ICC connector is compatible with IC cards which conform to ISO7816.



Features

• Compact

The ICC connector has been specifically compactly designed to meet the restrictions involved with high-density mounting.

• High durability

The combination of the high technology used in the development of the material, and the contact design itself, guarantees the ICC connector for 100,000 mating cycles. (Model no. ICC-8SS80-316-TN)

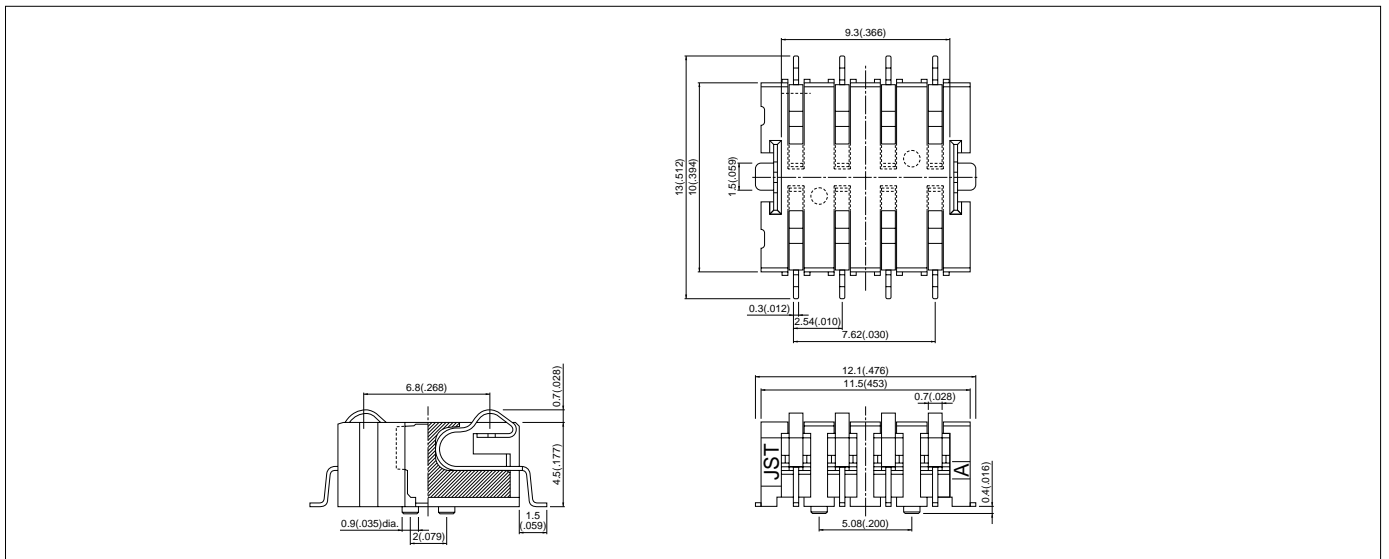
• Embossed tape for automatic mounting

This connector can be supplied in embossed tape packaging, for mounting by automatic placement machines.

Specifications

- Current rating: 0.5A AC, DC
 - Voltage rating: 125V AC, DC
 - Temperature range: -55°C to +85°C
(including temperature rise in applying electrical current)
 - Contact resistance: Initial value/30m Ω max. (40m Ω max. for low insertion force type)
After environmental testing/50m Ω max. (60m Ω max. for low insertion force type)
 - Insulation resistance: 1,000M Ω min.
 - Withstanding voltage: 750V AC/minute
- * Contact JST for details.

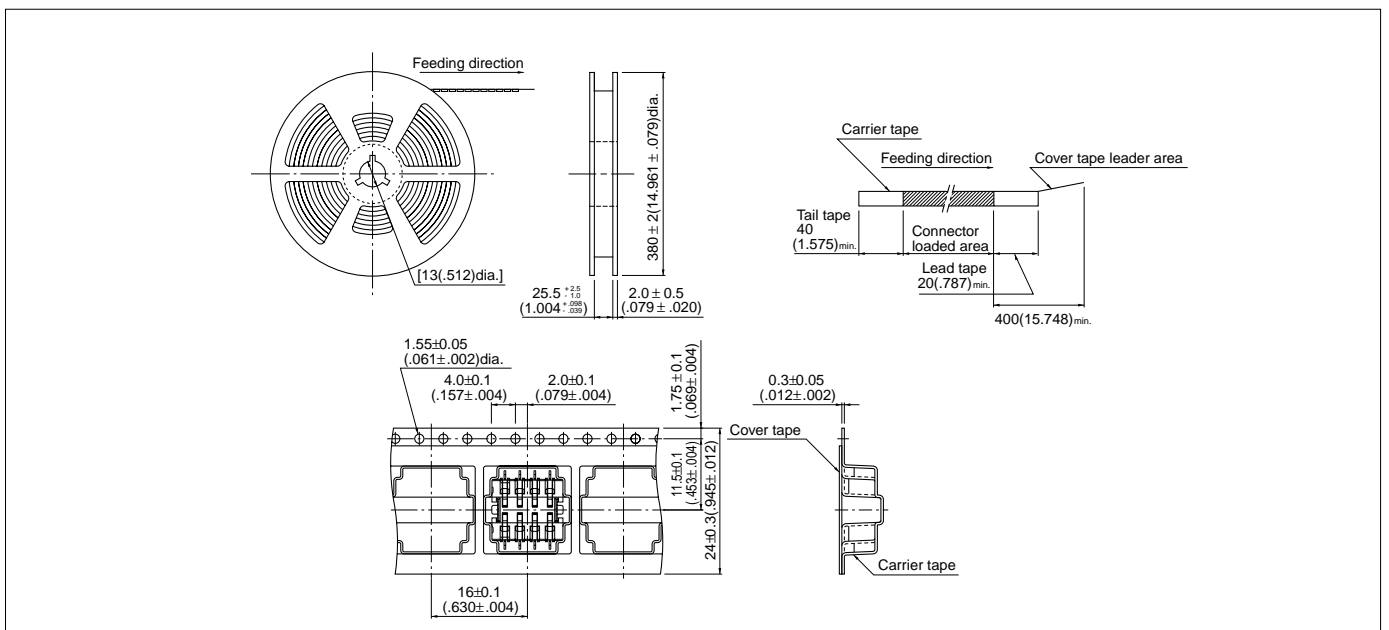
Connector



type	Model No.	Material and Finish	Q'ty / reel	Guaranteed mating / unmating life
80 type	ICC-8SS80-316-TN	Contact: Cladding Mating section...Gold-Cladding Solder tail...Tin/lead-plated Housing: PPS, UL94V-0, white Solder tab: Copper-alloy, copper-undercoated, tin/lead-plated	800	100,000
15 type (low insertion force type)	ICC-8SS15-214L-TN	Contact: Copper alloy, nickel-undercoated Mating section...Gold-plated Solder tail...Tin/lead-plated Housing: PPS, UL94V-0, brown Solder tab: Copper-alloy, copper-undercoated, tin/lead-plated	800	30,000
14 type	ICC-8SS14-TN	Contact: Copper alloy, nickel-undercoated Mating section...Gold-plated Solder tail...Tin/lead-plated Housing: PPS, UL94V-0, black Solder tab: Copper-alloy, copper-undercoated, tin/lead-plated	800	10,000

Note: The products listed above are supplied on embossed-tape.

Taping specifications



Note: 1. Specifications conform to JIS C 0806. The tape width, connector loading recess square dimensions, etc. are determined by the number of circuits and external shape of the connector to be loaded.
2. Specifications are subject to change without prior notice.

ICC CONNECTOR

PC board layout (viewed from component side)

(For reference)

